




















### City of Michigan City Parcel Zoning Designations

 AP	 CBD1	 OS	 R1D	 R3A
 B1	 M1	 R1A	 R1E	 R3B
 B2	 M2	 R1B	 R2A	 R4
 B3	 MD	 R1C	 R2B	 Michigan City Municipal Boundary

